






Setup - TaG/X30/RTX

v 18.1

			
Axle	C 3.2	C 2 / 2s	C 3.2 / C 1.5
Rear Hubs	L. 95 (Al)	L. 95 (Mg)	L. 115 (Mg)
Front Hubs	L. 85 (Al)	L. 95 (Mg)	L. 110 (Mg)
Ackermann Col.	Center	Center	Center / Low
Ackermann Stub	Pos. 1	Pos. 1 / 2	Pos. 1
Toe	+ 2mm	+ 2mm	+ 4-6mm
Caster / Eccentric	.5 + 0	1.3/1.8 + 0	2.3 + 0
Front Width	122	123 - 124	127
Rear Width	138.5 - 139	139.5 - 140	136 - 137
Wheel Set	DF - 130 x 210	DF - 130 x 210	Al - 130 x 180
Ride Height (R)	Center	Center / Low	Center
Ride Height (F)	Center	Center	Center / High

*Measurements are in Metric



These are general setup tips that will definitely have your COMPKART within 1-2 changes of being at at most peak performance!

J3 COMPETITION
2154 NORCROSS ROAD
ERIE PENNSYLVANIA USA 16510
+1.814.864.1846