




Setup - Gearbox

v 18.1

			
Axle	C 3.2	C 1.5 / 3.2	C 3.2 / C 1.5
Rear Hubs	L. 95 (Al)	L. 115 (Mg)	L. 115 (Mg)
Front Hubs	L. 85 (Al)	L. 85 (Mg)	L. 85 (Al)
Ackermann Col.	Center	Center	Center / Low
Ackermann Stub	Pos. 2	Pos. 2	Pos. 1
Toe	+ 2mm	+ 2-4mm	+ 4-6mm
Caster / Eccentric	.5 + 0	1.0 + 0	2.3 + 0
Front Width	122	123 - 124	127
Rear Width	139 - 139.5	140	138 - 139
Wheel Set	DF - 130 x 210	DF - 130 x 210	Al - 130 x 180
Ride Height (R)	Center	Low	Center
Ride Height (F)	Center	Center	Center / High

*Measurements are in Metric

Ensure you have two external seat posts post mounted on the both sides of seat. Also, its a good idea to test negative from 'Camber' and testing with the front stabilizer bar - nylon.

